

Mid-Year Performance Report School Services (LLL Directorate)

REPORT AUTHOR: Primary, Secondary and Inclusion Lead Officers

REPORT DATE: OCTOBER 2013

REPORT PERIOD: APRIL TO SEPTEMBER 2013

Introduction

The Head of Service report is produced on a half yearly basis and provided to Executive Members for review and assurance and will be available for Overview and Scrutiny Committees as part of their Forward Work Programmes.

The approach is based on exception reporting to summarise key information that the Head of Service feels Members should be aware of, including both good and poor performance. Emerging issues / operational risks should also be highlighted. The report is split into 3 distinct sections: -

1. Improvement Priorities & Service Plan Monitoring – this section is used to discuss the progress being made towards the Improvement Priorities which do not have an in year focus and therefore are not included within the quarterly progress report on the Improvement Plan. It is also used to highlight good news and key issues (including operational risks and the actions necessary to control them) arising from monitoring the progress being made towards delivering the service plan.

2. Internal and External Regulatory Reports – this section summarises regulatory work reported in the half year and its outcomes and intended actions arising from recommendations.

3. Corporate Reporting – this section summarises the performance in relation to corporate issues i.e. Sickness absence, Complaints

Appendix 1- NSI & Improvement Target Performance Indicators – summary table of the performance for the NSI and Improvement Targets. Graphs (where appropriate) and commentary are included in section 1 for those indicators shown with a red RAG status.

1. Improvement Priorities & Service Plan Monitoring

Welsh in Education Strategic Plan (WESP) progress report

Welsh Government officers have monitored Flintshire's WESP plan and given very positive feedback on the progress being made and the structures for delivery. Progress in delivering additional Welsh medium provision in the Shotton area is on track to open in September 2014. There is good partnership working through the WESP Forum including Menter Iaith Sir y Fflint, Mudiad Meithrin, Coleg Cambria, Syfflag and the Urdd.

Governor Development

A Statutory training programme for school governors has been developed in partnership with Denbighshire County Council, Wrexham Borough County Council and Coleg Cambria. 20 Governing Bodies to date are currently working towards the Bronze Quality Mark Award with five achieved to date and three governing bodies have been awarded the Silver Quality Mark Award. Only six silver quality marks have been awarded to date in Wales with three of the Awards going to Flintshire Governing bodies

FCC Support for Newly Qualified Teacher Induction

Seminars have been held to inform schools of their responsibilities in light of the revised guidance from WG. An external coordinator has been appointed to lead on the LA's support programme.

Revision of School / Local Authority Partnership Agreement

Consultation on the draft document has been completed and the revised Partnership Agreement between the Local Authority and schools is in place.

Improving learner outcomes through the best use of targeted funding

A conference, focusing on the Sutton Trust strategies to improve learner outcomes has been organised to support schools in the effective use of the Pupil Deprivation Grant.

An Early Language Intervention project has been established to support the identification and targeted support of language acquisition in the Foundation Phase. This was initiated in light of concerns at end of Foundation Phase outcomes and a significant increase in the number of children for whom English is an additional language. The project will run initially for 2013/14.

A joint training package between Betsi Cadwallader University Health Board (BCUHB) and FCC has been developed to implement a motor programme aimed at improving all areas of development for Foundation Phase learners. This targets the main methods of learning through movement including visual, motor, perceptual and sensory.

The LA has targeted funding at Primary schools to improve the understanding of schools' responsibilities towards children with Additional Learning Needs. This has a particular focus on multi-agency involvement with the aim of identifying effective strategies of support and the successful implementation of external professional recommendations into individual education plans.

Funding is also targeted at the Foundation Phase Partnerships. These facilitate collaborative working between schools and ensure best practice is cascaded and implemented and has contributed to the improved Foundation Phase outcomes in 2013.

2. Internal and External Regulatory Reports

Outcomes of Estyn Primary Inspections April - Sept 13

Flintshire currently has no school at any phase in an Estyn category of significant concern. Of the three schools inspected since April 2013, one school was judged to be 'Good' across the board, one has been placed in Local Authority monitoring as just one Quality Indicator out of ten was judged to be 'Adequate' although all judgements and key questions were judged as 'good' overall and one school was placed in Estyn Monitoring. Two schools were revisited by Estyn during the summer term and both were removed from follow up.

3. Corporate Reporting

Complaints / Compliments

The Council has formally recorded one compliment relating to this service area. This was in regard of the contribution made by a senior officer within the Inclusion Service at a National Conference.

Four complaints have been recorded during Quarter 2. Three relate to the Music Service, of which two were about the former invoicing procedure, which have now been replaced. The third was about an individual learner. The fourth complaint was about an individual learner and related to the Inclusion Service. All complaints were addressed within the required timescales.

Sickness Absence

Q2 workforce information currently unavailable from Corporate Services. To be submitted as an addendum to this report.

Staff Turnover

Q2 workforce information currently unavailable from Corporate Services. To be submitted as an addendum to this report.

Staff Appraisals

Q2 workforce information currently unavailable from Corporate Services. To be submitted as an addendum to this report.

Equality Monitoring

Key Stage Assessments continue to show a trend of girls performing better than boys across the combined core indicators. The proportion of boys achieving the Foundation Phase Indicator increased from 75.2% in 2012 to 80.0% in 2013. However, the girls performance also increased and the gap between them was 8.9% in 2012 remained at 8.8% in 2013. At Key Stage 2 the proportion of boys achieving the Core Subject indicator increased from 77.6% in 2012 to 83.0% in 2013. Outcomes for girls improved from 85.0% in 2012 to 87.0% in 2013 so the gap between them reduced from 7.3% to 4.0%. At Key

Stage 3 the proportion of boys achieving the Core Subject indicator increased from 73.7% in 2012 to 75.4% in 2013. Outcomes for girls improved from 78.4% in 2012 to 85.1% in 2013 so the gap between them increased from 4.8% to 9.7%.

Outcomes (at Key Stage 4) of the group of learners entitled to Free School Meals compared to the group of learners not entitled, will be reported in Quarter 3.

Proportion of Flintshire 16 year olds identified as being Not in Education, Employment or Training (NEET) fell from 2.7% in 2011 to 2.3% in 2012. This is the second lowest figure in Wales.

Outcomes achieved by learners identified as being "Looked After Children" (LAC) show an improvement in 2012 but Flintshire outcomes are lower than all but one other LA in Wales. The number of learners is small and an Officer group is investigating if the Flintshire cohort is representative of the LAC cohort across Wales.

Baseline data on School Governing Bodies has been established.

Welsh Language Monitoring

Welsh Government officers have monitored Flintshire's WESP plan and given very positive feedback on the progress being made and the structures for delivery. Progress in delivering additional Welsh medium provision in the Shotton area is on track to open in September 2014. There is good partnership working through the WESP Forum including Menter Iaith Sir y Fflint, Mudiad Meithrin, Coleg Cambria, Syfflag and the Urdd.

Data Protection Training

Staff requiring DP Training have been identified and relevant training is planned.

Appendix 1 - NSI & Improvement Target Performance Indicators

Key

R	Target missed
A	Target missed but within an acceptable level
G	Target achieved or exceeded

The RAG status of the indicators for the half year position are summarised as follows:







Graphs and commentary are included in section 1 for those indicators shown with a red RAG status.

Note 1 – NSI = National Statutory Indicator Imp T = Improvement Target

Note 2 – Change (Improved / Downturned) is based on comparison with the previous quarter. Where it is more appropriate to compare performance with the same period in the previous year this should be stated in the commentary.

* Please note; Targets are based on assessments of learners undertaken annually. Outturn information for each quarter is therefore not applicable. Outcomes at Key Stage 4 are validated by Welsh Government in advance of publication and are reported in Quarter 3.

Indicator	NSI / Imp T (Note 1)	Annual Target 2013/14 (Summer 2013)	2013/14 Outturn (Summer 2013)	2012/13 Outturn (Summer 2012)	RAG	Change e.g. Improved / Downturned (Note 2)	Commentary
EDULM5aii The percentage of learners assessed as achieving Level 5 or above at the end of Key Stage 3, in Mathematics	IMP T	85.1%	86.5%	83.9%		Improved	Flintshire outcome of 86.5% in 2013 increased on 2012 outcome of 83.9%. Wales has increased from 81.1% in 2012 to 83.9% in 2013.
EDULM5aiii The percentage of learners assessed as achieving Level 4 or above at the end of Key	IMP T	86%	88.2%	86.3%		Improved	Flintshire outcome of 88.2% in 2013 increased on 2012 outcome of 86.3%. Wales has increased from 86.8% in

Indicator	NSI / Imp T (Note 1)	Annual Target 2013/14 (Summer 2013)	2013/14 Outturn (Summer 2013)	2012/13 Outturn (Summer 2012)	RAG	Change e.g. Improved / Downturned (Note 2)	Commentary
Stage 2, in Mathematics							2012 to 87.5% in 2013.
EDULM5bii The percentage of learners assessed as achieving Level 5 or above at the end of Key Stage 3, in English	IMP T	84.7%	85.8%	83.1%		Improved	Flintshire outcome of 85.8% in 2013 increased on 2012 outcome of 83.1%. Wales has increased from 79.3% in 2012 to 82.9% in 2013.
EDULM5biii The percentage of learners assessed as achieving Level 4 or above at the end of Key Stage 2, in English	IMP T	85.4%	88.0%	83.8%		Improved	Flintshire outcome of 88.0% in 2013 increased on 2012 outcome of 83.8%. Wales has increased from 85.2% in 2012 to 87.1% in 2013.
EDU/004 The percentage of learners achieving the Core Subject Indicator at Key Stage 3	IMP T	77.2%	80.0%	76%		Improved	Flintshire outcome of 80.0% in 2013 increased on 2012 outcome of 76.0%. Wales has increased from 72.5% in 2012 to 77.0% in 2013.
EDU/003 The percentage of learners achieving the Core Subject Indicator at Key Stage 2	IMP T & NSI	81.7%	85.0%	81.3%		Improved	Flintshire outcome of 85.0% in 2013 increased on 2012 outcome of 81.3%. Wales has increased from 82.6% in 2012 to 84.3% in 2013.